

LiFePO₄ Lithium Battery

Longer Cycle Life: Offers up to 15 times longer cycle life and 5 times longer float/calendar life than lead acid battery.

Lighter Weight: About 40% weight of a comparable lead acid battery, save up to 60% in weight.

Quick Charge: Short charge time compared with lead acid battery.

Low Self-Discharge: Lower self-discharge compared with lead acid battery, longer storage time without recharging.

Superior Safety: Multi-protection methods built inside to protect the battery from overcharge, over discharge and short circuit situation.

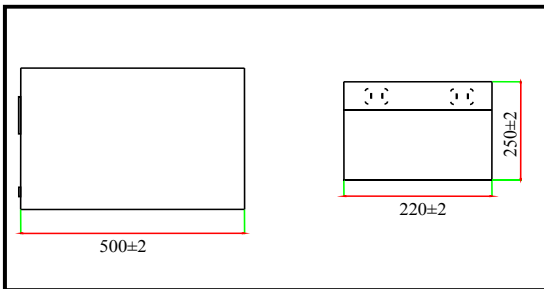
High Efficient: Higher round-trip energy efficiency of the average (92%) than lead acid battery 80% (discharge from 100% to 0% and back to 100% charged).



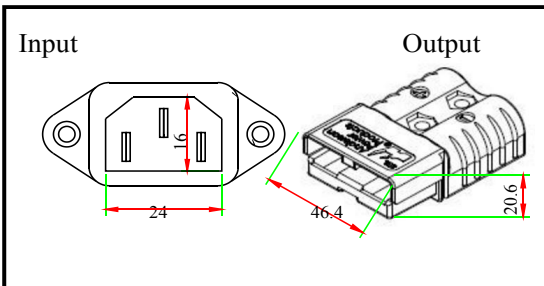
Specifications

Nominal voltage		24V
Nominal capacity		200Ah
Dimensions	Length	500±2mm (19.68inch)
	Width	220±2mm (8.66inch)
	Height	250±2mm (9.84inch)
	Total height	250±2mm (9.84inch)
Approx. weight		41.30 kg (191.05 lbs)±4%

Outer dimensions (mm)



Terminal type (mm)

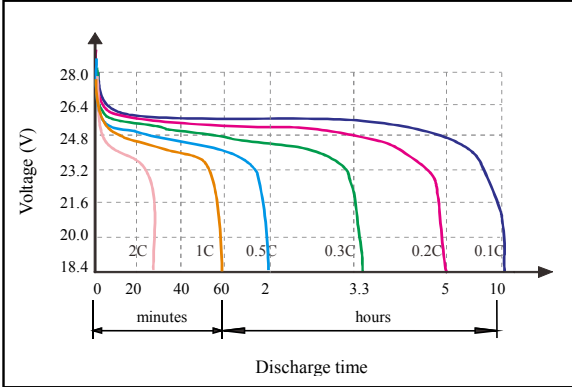


Characteristics

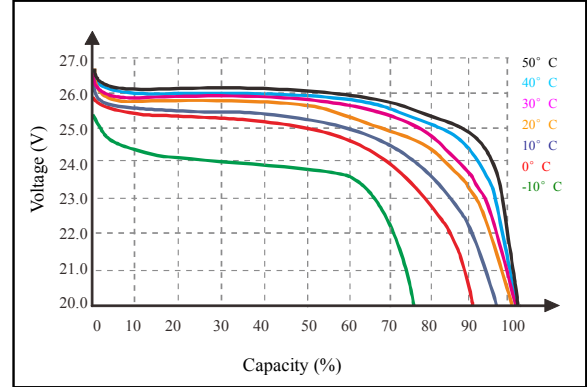
Electrical Parameters (25°C)	Rated Voltage	25.6V
	Rated Capacity (C _s)	200Ah@25°C
	Energy	5120Wh
	Months Self Discharge	<3%
	Charge Efficiency	99.5%@ 0.2C
	Discharge Efficiency	97-99%@ 1C
Terminal Diameter		M10
Internal resistance (Fully charged, 25°C)		≤40mΩ
Cycle life		>3000 cycles @ 0.2C 100%D.O.D
Capacity affected by temperature	40°C	101%
	25°C	100%
	0°C	90%
	-10°C	75%
Nominal operating temperature		25°C±3°C (77°F±5°F)
Operating temperature range	Discharge	-20°C~60°C (-4°F~140°F)
	Charge	0°C~45°C (32°F~113°F)
	Storage	0°C~40°C (32°F~104°F)
Water Dust Resistance		IP65
Charge Voltage		29.2V
Standard Charge Mode (25°C±2°C, <75%RH)		0.2CA Constant Current to 29.2V, then Constant Voltage 29.2V until the current drops to 0.02CA, before use, rest 30 minutes
Charge Current		40A
Maximum Charge Current		100A
Charge Cut off Voltage		29.2V
Continuous Discharge Current		100A
Maximum Pulse Current		150A (<2s)
Discharge Cut Off Voltage		21.6V
Communicate Protocol (optional)		(Default none) RS485
SOC (optional)		(Default none) Bluetooth
Application connection		1 string 1 parallel
Mechanical	Cells	8 Strings
	Container	Metal

Note 1: Please always refer to the latest edition of our technical manual that published on our website to ensure safe and efficient operation.

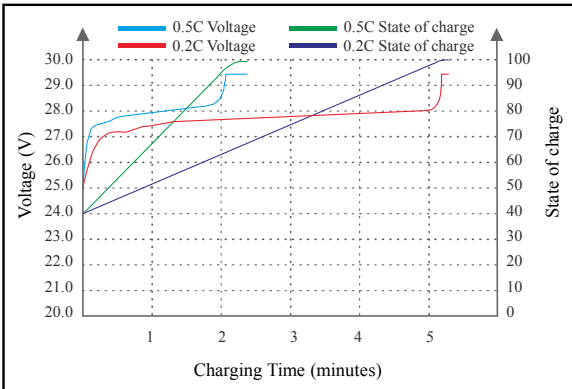
● Discharge characteristics (25°C)



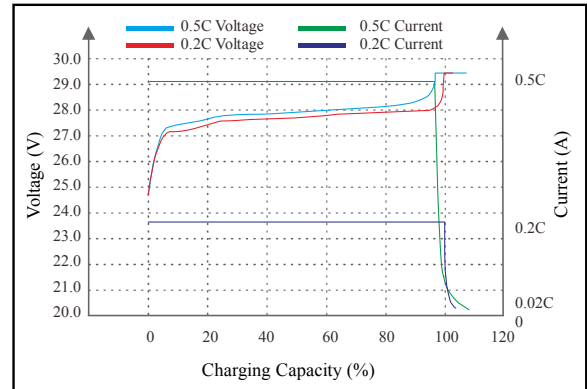
● Temperature affect on discharge characteristics (0.5C)



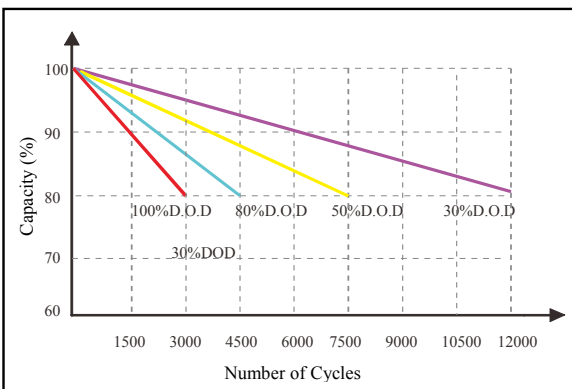
● State of Charge Curve (25°C)



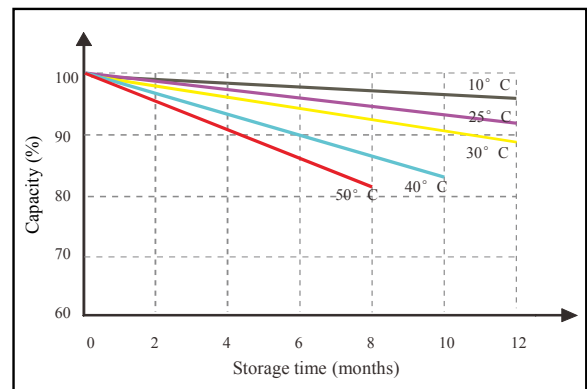
● Charge characteristics (25°C)



● Cycle life on D.O.D (25°C)



● Self Discharge Characteristics Curve



Note 2: The above curves are based on laboratory testing data @ 25°C 40%RH.

